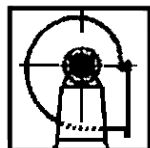


- Typ EMV enfas, 230V, 50Hz.
- Typ DMV trefas, 400V, 50Hz.
- Skyddsklass IP 54.
- Fläkthuset i pressad svartlackerad stålplåt.
- Fläkthjul av framåtböjda skovlar av aluminium eller lackerad plåt. DMVL har bakåtböjda skovlar.
- Max omgivningstemperatur +40°C.
- Lufttransporttemperatur: -20°C till +80°C.



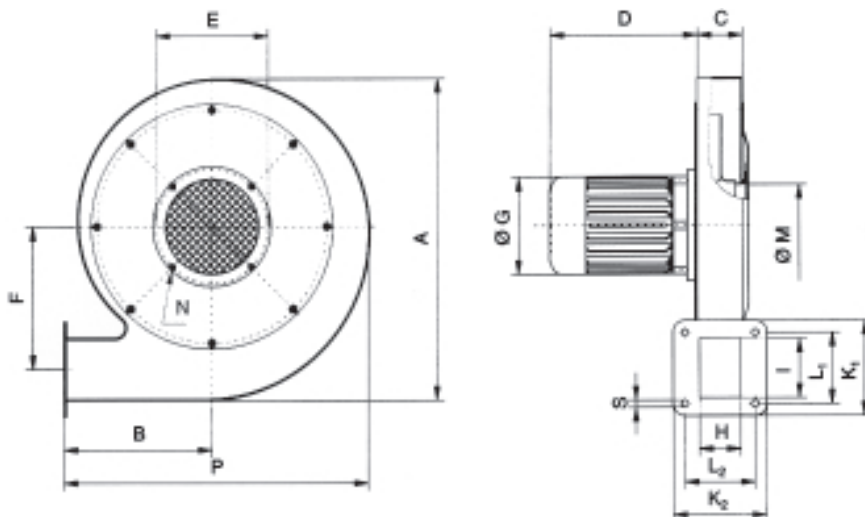
Standardposition



TEKNISKA DATA

| Storlek | Max.flöde m ³ /h | Max.tryck Pa | Ex.arb.punkt m ³ /h-Pa | Ljud dB | Effekt W | Varvtal r/min | Max.ström Amp | Vikt kg |
|---------------|--------------------------------|-----------------|--------------------------------------|------------|-------------|------------------|------------------|------------|
| EMV 120 | 140 | 270 | 90 - 150 | 56 | 30 | 2760 | 0,25 | 3,8 |
| DMV 120 | 140 | 270 | 90 - 150 | 56 | 45 | 2750 | 0,19 | 3,8 |
| EMV 133 | 150 | 335 | 100 - 200 | 58 | 30 | 2760 | 0,25 | 3,8 |
| DMV 133 | 150 | 335 | 100 - 200 | 58 | 45 | 2750 | 0,19 | 3,8 |
| EMV 185 | 200 | 640 | 150 - 320 | 63 | 90 | 2770 | 0,76 | 5 |
| DMV 185 | 200 | 640 | 150 - 320 | 63 | 90 | 2760 | 0,45 | 5 |
| EMV 200 | 240 | 740 | 200 - 220 | 65 | 90 | 2770 | 0,76 | 5 |
| DMV 200 | 240 | 740 | 200 - 220 | 65 | 90 | 2760 | 0,45 | 5 |
| EMV 250 | 420 | 1100 | 350 - 350 | 63 | 120 | 2800 | 1,05 | 8,8 |
| DMV 250 | 420 | 1100 | 350 - 350 | 63 | 120 | 2800 | 0,71 | 8,2 |
| EMV 280 | 615 | 1410 | 500 - 550 | 73 | 250 | 2820 | 1,9 | 9,5 |
| DMV 280 | 615 | 1410 | 500 - 550 | 73 | 250 | 2790 | 1,38 | 9,5 |
| EMV 300 | 900 | 1650 | 700 - 750 | 78 | 550 | 2790 | 3,65 | 16 |
| DMV 300 | 900 | 1650 | 700 - 750 | 78 | 550 | 2830 | 2,3 | 16 |
| DMVL 315-5-50 | 1780 | 1470 | 1400 - 900 | - | 550 | 2830 | 2,3 | 20 |
| EMV 350 | 1260 | 2380 | 1050 - 700 | 81 | 1100 | 2840 | 6,8 | 25 |
| DMV 350 | 1260 | 2380 | 1050 - 700 | 81 | 1100 | 2840 | 4,8 | 23 |
| DMV 370/1 | 1700 | 2600 | 1400 - 900 | 84 | 1500 | 2820 | 6,1 | 25 |
| DMV 370/2 | 2360 | 2880 | 2000 - 800 | 84 | 2200 | 2800 | 8,3 | 29 |
| DMV 400 | 3350 | 3400 | 2700 - 1400 | 89 | 4000 | 2900 | 14,4 | 49 |
| DMVL 400-7-60 | 2550 | 2600 | 2250 - 1250 | - | 1500 | 2820 | 5,6 | 38 |
| DMVL 450-7-53 | 2880 | 3200 | 2250 - 1700 | - | 2200 | 2835 | 7,9 | - |
| DMVL 500-7-60 | 3950 | 3950 | 3500 - 1400 | - | 4000 | 2880 | 14,3 | 65 |

MÅTT mm



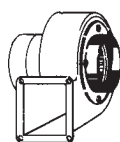
Vi förbehåller oss rätten till ändringar utan föregående meddelande.

MÅTT mm

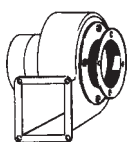
| Storlek | A | B | C | D | E | F | G | H | I | K1 | K2 | L1 | L2 | M | N | P | S |
|-----------|-------|-------|-----|-------|-----|-------|-----|------|------|-----|-----|-----|-----|-----|----|-----|-----|
| 120 | 199 | 94 | 40 | 94 | 95 | 78 | 108 | 35,5 | 65,5 | 85 | 60 | 60 | 50 | 65 | M3 | 191 | 6 |
| 133 | 199 | 94 | 40 | 94 | 95 | 78 | 108 | 35,5 | 65,5 | 85 | 66 | 60 | 50 | 65 | M3 | 191 | 6 |
| 185 | 274 | 121,5 | 41 | 138 | 116 | 116 | 109 | 37 | 60 | 85 | 85 | 70 | 70 | 80 | M3 | 258 | 5,8 |
| 200 | 295 | 129,5 | 41 | 140,5 | 116 | 125,5 | 109 | 37 | 65 | 85 | 85 | 70 | 70 | 80 | M5 | 277 | 5,8 |
| 250 | 351 | 155 | 52 | 170 | 144 | 154 | 111 | 47 | 69 | 105 | 105 | 80 | 80 | 103 | M4 | 330 | 9 |
| 280 | 407,5 | 190 | 58 | 189,5 | 144 | 181 | 123 | 53 | 75 | 120 | 120 | 90 | 90 | 103 | M4 | 393 | 9 |
| 300 | 422 | 185 | 65 | 213 | 157 | 183 | 138 | 60 | 86 | 125 | 125 | 95 | 95 | 126 | M5 | 395 | 9 |
| 315-5-60 | 493 | 193 | 117 | 215 | 212 | 191 | 138 | 111 | 175 | 245 | 245 | 222 | 225 | 143 | M5 | 437 | 9 |
| 350 | 496 | 219 | 66 | 236 | 175 | 216 | 156 | 60 | 100 | 140 | 140 | 115 | 115 | 143 | M5 | 466 | 9 |
| 370/1 | 529 | 228 | 71 | 253 | 212 | 221 | 176 | 65 | 125 | 155 | 155 | 117 | 117 | 152 | M5 | 491 | 11 |
| 370/2 | 529 | 228 | 97 | 278 | 232 | 221 | 176 | 91 | 125 | 175 | 175 | 140 | 140 | 178 | M5 | 491 | 11 |
| 400* | 575 | 247 | 105 | 323 | 232 | 231 | 220 | 99 | 155 | 195 | 195 | 150 | 150 | 178 | M5 | 534 | 11 |
| 400-7-60* | 575 | 247,5 | 121 | 253 | 250 | 231,5 | 176 | 115 | 155 | 210 | 170 | 190 | 150 | 143 | M6 | 534 | 11 |
| 450-7-53* | 691,5 | 277 | 121 | 278 | 276 | 265,5 | 176 | 115 | 250 | 294 | 161 | 278 | 145 | 161 | M6 | 620 | 9 |
| 500-7-60* | 800 | 312,5 | 142 | 322 | 250 | 311,5 | 220 | 136 | 280 | 350 | 210 | 320 | 180 | 180 | M5 | 709 | 11 |

* Har motorfäste

TILLBEHÖR




Instos



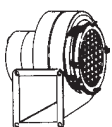
Insugsfläns



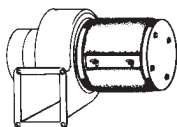
Utstos



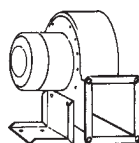
Spjäll



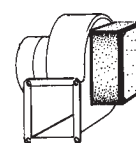
Insugsfilter



Insugsrundfilter



Fäste



Filterbox

| Storlek | Reglerbar | EX | | TS | DCdrift | Instos | Fläns | Utstos | Spjäll | Insugsfilter | Rundfilter | Fäste | Filterbox |
|----------|-----------|-----|-----|----|---------|----------|-------|----------|--------|--------------|------------|-------|-----------|
| | | EMV | DMV | | | | | | | | | | |
| 120 | • | • | • | • | • | 60, 80 | • | 40, 60 | • | • | • | • | |
| 133 | • | • | • | • | • | 60, 80 | • | 40, 60 | • | • | • | • | |
| 185 | • | • | • | • | • | 80, 100 | | 80 | | • | • | • | |
| 200 | • | • | • | • | • | 80, 100 | | 80 | | | • | • | |
| 250 | | • | • | • | • | 100, 125 | • | 80, 90 | | | • | • | • |
| 280 | | | • | • | • | 100, 125 | • | 90 | | | • | • | • |
| 300 | | | • | • | • | 100, 125 | • | 112 | | | • | • | • |
| 315-5-60 | | | | • | | | | | | | • | • | • |
| 350 | | | • | • | | 140, 160 | • | 125, 140 | | | • | • | • |
| 370/1 | | | • | • | | 160, 180 | • | 125, 140 | | | • | • | • |
| 370/2 | | | • | • | | 180, 200 | • | 140, 160 | | | • | • | • |
| 400 | | | • | • | | 180, 200 | | 180 | | | • | • | • |
| 400-7-60 | | | | • | | | | | | | | • | |
| 450-7-53 | | | | • | | | | | | | | • | |
| 500-7-60 | | | | • | | | | | | | | • | |