

HBA

Forked tubular axial fans with motor outside the air flow



Forked tubular fans for moving air of up to 150°C continuously and up to 200°C sporadically.

Fan:

- Sheet steel tubular casing.
- Impeller made from cast aluminium
- Airflow direction from impeller to motor

Motor:

- Motors with IE-2 efficiency, except for motors with lower powers than 0.75 kW, monophase motors or two-speed motors
- Class F motors with ball bearings, IP-55 protection
- Three-phase 230/400V.-50Hz. (up to 5.5CV.) and 400/690V.-50Hz. (power over 5.5CV.)
- Working temperature: -25°C.+ 150°C.

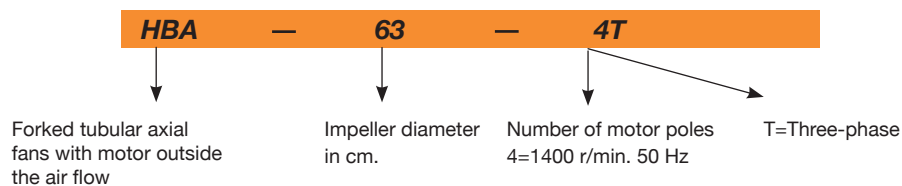
Finish:

- Anticorrosive with heat-protection paint for working in hot environments

On request:

- Casing made from stainless steel
- Hot galvanised finish
- Special windings for different voltages and motors with PTC

Order code



Technical characteristics

Model	Speed (r/min)	Maximum admissible current (A)		Installed power (kW)	Maximum airflow (m³/h)	Sound pressure level dB(A)	Approx. weight (Kg)
		230V	400V				
HBA-31-2T	2760	2.57	1.49	0.55	2900	77	25
HBA-31-2M	2810	3.49	-	0.55	2900	77	26
HBA-31-4T	1350	1.66	0.96	0.25	1600	66	24
HBA-31-4M	1370	2.00	-	0.25	1600	66	25
HBA-40-2T	2860	4.20	2.40	1.10	6200	82	45
HBA-40-2M	2820	6.51	-	1.10	6200	82	46
HBA-40-4T	1370	2.02	1.17	0.37	3200	75	40
HBA-45-2T	2900	10.18	5.88	3.00	8550	84	57
HBA-50-4T	1410	3.10	1.79	0.75	6750	76	73
HBA-63-4T	1400	4.03	2.32	1.10	11150	77	91
HBA-71-4T	1440	14.10	8.12	4.00	15850	79	164
HBA-71-6T	900	2.99	1.73	0.55	11200	74	140
HBA-80-6T	945	4.88	2.82	1.10	14900	77	190
HBA-100-6T	945	4.88	2.82	1.10	21700	80	260

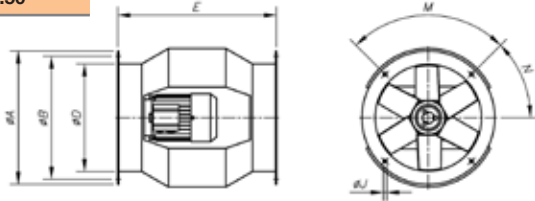
Accessories

See accessories section.

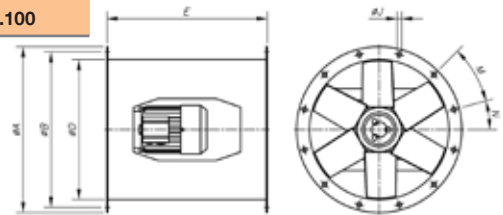


Dimensions in mm

HBA-31...50



HBA-63...100



Model	ØA	ØB	ØD	E	ØJ	M	N
HBA-31	385	355	308	460	10	4x90°	45°
HBA-40	490	450	410	580	12	8x45°	22'5°
HBA-45	540	500	460	640	12	8x45°	22'5°
HBA-50	600	560	514	730	12	12x30°	15°
HBA-63	730	690	640	730	12	12x30°	15°
HBA-71	810	770	710	770	12	16x22'5°	11'25°
HBA-80	900	860	800	830	12	16x22'5°	11'25°
HBA-100	1115	1070	1000	1270	15	16x22'5°	11'25°

Characteristic curves

Q = Airflow in m³/h, m³/s and cfm.

Pe = Static pressure in mmH₂O, Pa and inwg.

